

996 / 997 Rear upper Shock Mount- Installation Instructions

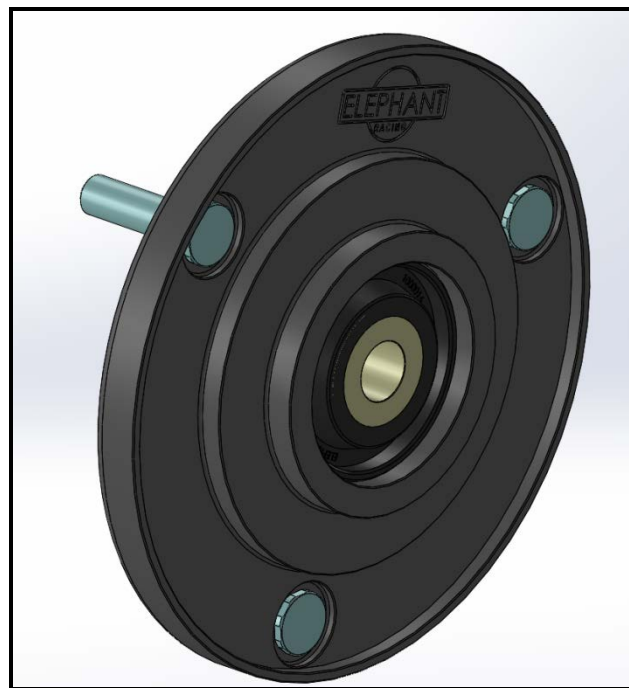
Part #2152209

Cars applicable:

996 / 997 All Models

Parts list:

Quantity	Description
2	Rear Upper Shock Mount assemblies
6	M10 Locking Nuts
6	M10 washers



996 / 997 Rear Upper Shock Mount

Tools Required:

- Basic Mechanic's Tool set

Introduction:

Congratulations on your selection of the Elephant Racing 996 / 997 rear upper shock mount kit! The Elephant Racing rear upper shock mounts for the 996 / 997 are compatible with 2.25" standard springs (with or without coilovers) as well as stock or lowering springs.

These mounts use high strength hardened steel spherical bearings and are direct replacements for the factory plates which use compliant rubber bushings. The teflon lined spherical bearings used in our kit are entirely maintenance free and require no supplemental lubrication. These mounts also have seals installed in order to prevent contamination from water or grime, thus extending bearing life. This makes the Elephant Racing rear upper shock mount perfect for regular street use, as well as extended abuse on the race track.

Configurations:

This kit can be used in one of three configurations as listed below. Please follow the installation steps for your specific application:

1. Stock or "lowering" springs with Elephant Racing upper shock mount
2. 2.25" springs with an upper perch
3. 2.25" springs without an upper perch

Step-by-Step Installation -

1 – Raise and support the vehicle using an appropriate method.
Remove the rear wheels.

2 – Remove the factory upper mount from the car. Refer to an appropriate shop manual for instructions.

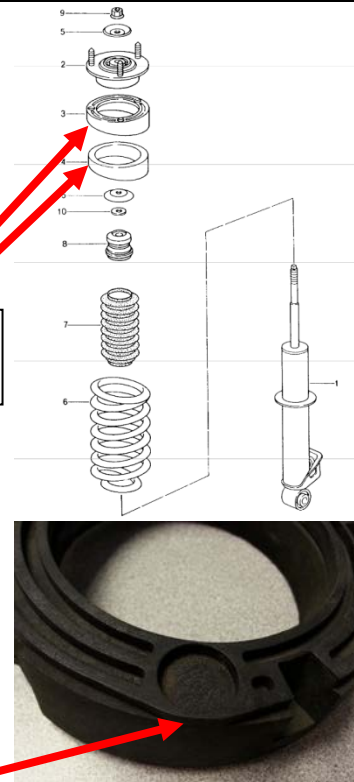
3 – Install the Elephant Racing 996 / 997 rear upper shock mount into the car

4 – Stock or Lowering Springs

Remove the factory upper spring perch from the factory mount. Before the factory spring perch can be used, the out of round edges shown to the right must be trimmed to fit. Place the factory upper spring perch on the Elephant Racing upper mount.

Factory Components to be reused

Out of round edge to be trimmed back




Coilover Springs without Upper Spring Perch

If installing a coilover setup without an upper spring perch, a 2.25" spring can be installed over the raised boss on the Elephant Racing upper shock mount. Spring seat bearing kit (ER Part No. 2280910) is recommended to prevent spring windup.

Coilover Springs with Upper Spring Perch

If an upper spring perch is used, assemble the shock assembly as normal with the upper spring perch contacting the upper shock mount spacer.



4 – Assemble shock assembly with the chosen spring and install in the car. Torque all fasteners to the specs as called out in an appropriate shop manual.

5 – Install the wheels and lower the car. Test drive the car to ensure that everything is tight and working as expected.



This page intentionally left blank.